



Keep this useful  
sorting guide near  
your recycling!

[www.haldimandcounty.on.ca](http://www.haldimandcounty.on.ca)

**We're going our separate ways...  
(...and that's a *GOOD* thing!)**

# Recycle<sup>2</sup>

## 2-Box Collection



**CURRENT  
SMALL BOX**  
**Now for PAPER FIBRES**  
Paper, cardboard and  
boxboard; plastic bags, too!



**NEW LARGE BLUE BOX**  
**For CONTAINERS**  
Selected glass, plastic, metal, foil  
and foam containers.

**Begins in Haldimand County  
October 4, 2010**

**Important changes are coming to  
Haldimand County's Recycling Program**

**More Items Now Accepted!**

Including: empty paint & aerosol cans, drinking boxes, cardboard spiral cans with metal bottoms  
(e.g. frozen juice) & clear plastic bakery, fruit and egg containers.

**See inside chart and back cover for details.**

# PAPER FIBRES BOX






*Selected papers, cardboard, boxboard and plastic bags.*

Place only accepted paper fibres and bagged plastic bags in your existing **SMALL RECYCLING BOX**.

Plastic containers, glass, cans, etc. should be placed in your new **LARGE CONTAINER BOX**. See right for details.



**Beginning October**

	ACCEPTED	HOW TO PREPARE	NOT ACCEPTED
<b>PAPER</b> 	<ul style="list-style-type: none"> <li>✓ Newspapers</li> <li>✓ Magazines</li> <li>✓ Catalogues</li> <li>✓ Envelopes</li> <li>✓ Flyers, junk mail</li> <li>✓ Paperbacks, phone books and hardcover books</li> <li>✓ Shredded paper</li> </ul>	<ul style="list-style-type: none"> <li>• <b>DO NOT</b> place paper items inside grocery or clear recycling bags, <b>except shredded paper.</b> <span style="background-color: yellow; border: 1px solid black; border-radius: 50%; padding: 2px;">*NEW*</span></li> <li>• Shredded paper (<i>only</i>) must be placed inside a firmly-tied clear plastic bag.</li> <li>• Discard covers from hardcover books.</li> </ul>	<ul style="list-style-type: none"> <li>✗ No gift wrapping paper and greeting cards</li> <li>✗ No paper beverage or take-out coffee cups</li> <li>✗ No coated paper bags (e.g. pet food bags)</li> <li>✗ No chip bags or other foil bags</li> </ul>
<b>BOXBOARD</b> 	<ul style="list-style-type: none"> <li>✓ Boxes for cereal, tissue, pop, crackers, laundry soap, toothpaste, pasta, etc.</li> <li>✓ Shoe and gift boxes</li> <li>✓ Paper cores from paper towel and toilet tissue rolls</li> </ul>	<ul style="list-style-type: none"> <li>• Remove liners and plastic windows (e.g. from tissue boxes).</li> <li>• <b>Flatten and place inside another boxboard box.</b></li> </ul>	<ul style="list-style-type: none"> <li>✗ No milk or juice cartons, drink boxes or Tetra-Paks™ (<i>Place in Large Container Box.</i>)</li> <li>✗ <b>No frozen food packaging</b> (e.g. paper ice cream cartons, pizza or frozen dinner boxes, etc.)</li> <li>✗ No paper beverage or take-out coffee cups</li> <li>✗ No foil-lined food-container lids</li> <li>✗ No cardboard spiral containers (e.g. frozen juice, chilled dough). <i>Place in Large Container Box.</i></li> </ul>
<b>CORRUGATED CARDBOARD</b> 	<p>All corrugated cardboard, including:</p> <ul style="list-style-type: none"> <li>✓ Shipping or packing boxes</li> <li>✓ Clean "delivery" or take-out pizza boxes</li> <li>✓ Moulded cardboard egg cartons, take-out beverage trays</li> </ul>	<ul style="list-style-type: none"> <li>• Remove leftover food and any paper liners.</li> <li>• Remove wrap from cases of bottled water or pop (<i>place with plastic bags, as directed below</i>).</li> <li>• Flatten excess or oversize cardboard; place in a cardboard box or tie in bundles no larger than 91cm x 91cm x 20cm (3ft x 3ft x 8in).</li> </ul>	<ul style="list-style-type: none"> <li>✗ <b>NO</b> frozen food boxes (incl. frozen pizza). (The wax coating prevents them from being recyclable.)</li> <li>✗ No food residue, liners, lids or plastic</li> </ul>
<b>PLASTIC BAGS</b> 	<ul style="list-style-type: none"> <li>✓ Retail shopping or grocery bags</li> <li>✓ Bread, frozen vegetable and outer milk bags</li> <li>✓ Dry cleaning bags</li> <li>✓ Clean bubble wrap</li> <li>✓ Plastic from cases of toilet tissue, paper towels, bottled water and pop</li> </ul>	<ul style="list-style-type: none"> <li>• Remove receipts from bags.</li> <li>• <b>Stuff all plastic bags into one bag and tie handles firmly.</b></li> </ul>	<ul style="list-style-type: none"> <li>✗ No plastic wrap other than those types listed</li> <li>✗ No 'inner' milk bags (in contact with milk)</li> <li>✗ No chip bags or other foil bags</li> </ul>

**REMEMBER: ONLY** plastic bags and shredded paper should be bagged. Place all other paper items (unbagged) directly into your small recycling box.

Boxes must not exceed 18 kg (40lbs) each. Excess materials? Use a cardboard box for paper fibres. For containers, use an extra small box if you have one. Or save for next week's collection.

★★ Save these items for your next HHW Event Day or visit [www.makethedrop.ca](http://www.makethedrop.ca) for retailers that accept HHW items year-round.




# LARGE CONTAINER BOX

*Selected glass, plastic, metal, foil and foam containers.*

**October 4, 2010**

Place **only accepted**  
**CONTAINERS** in your new blue  
**LARGE CONTAINER BOX.**

Plastic bags, cardboard and other accepted paper  
products should be placed in your **SMALL PAPER**  
**FIBRES BOX.** See left for details.

	ACCEPTED	HOW TO PREPARE	NOT ACCEPTED
<b>METAL FOOD AND BEVERAGE CANS, FOIL PLATES AND TRAYS</b>  	<ul style="list-style-type: none"> <li>✓ Pop and other beverage cans</li> <li>✓ Tins for soup, beans, fruit and vegetables, etc.</li> <li>✓ Foil pie plates, foil cake or roasting pans and other foil food trays</li> </ul>	<ul style="list-style-type: none"> <li>• Empty and rinse.</li> <li>• Place lid inside metal can and squeeze opening.</li> <li>• Labels are accepted.</li> <li>• Discard foil-lined cardboard lids from foil baking dishes.</li> </ul>	<ul style="list-style-type: none"> <li>✗ No foil-lined cardboard lids (e.g. from foil baking pans)</li> <li>✗ No foil wrap (e.g. butter, cigarettes)</li> <li>✗ No coat hangers (Return to dry cleaner)</li> <li>✗ No pots, pans or baking trays</li> <li>✗ No propane cylinders**</li> <li>✗ No needles or syringes**</li> <li>✗ No appliances or scrap steel</li> </ul>
<b>PAPER OR CARDBOARD CARTONS</b>  	<ul style="list-style-type: none"> <li>✓ Milk and juice cartons</li> <li>✓ Drinking boxes and other Tetra-Paks™ <b>*NEW*</b></li> <li>✓ Cardboard spiral packaging (e.g. frozen juice, chilled dough tubes, baby formula containers, potato chip cans)</li> </ul>	<ul style="list-style-type: none"> <li>• Empty and rinse.</li> <li>• Discard plastic lids or caps.</li> <li>• Discard straws and plastic wrap.</li> <li>• Place metal tops and bottoms from spiral containers in the box.</li> </ul>	<ul style="list-style-type: none"> <li>✗ No lids, caps, straws or plastic wrapping</li> </ul>
<b>GLASS JARS AND BOTTLES</b>  	<p>All clear and coloured food and beverage glass jars and bottles</p> <p><i>Note: Take beverage alcohol containers to The Beer Store and collect your deposit.</i></p>	<ul style="list-style-type: none"> <li>• Empty and rinse.</li> <li>• Discard lids and caps.</li> <li>• Labels are accepted.</li> </ul>	<ul style="list-style-type: none"> <li>✗ No broken glass (Wrap, label and place with garbage.)</li> <li>✗ No light bulbs</li> <li>✗ No glass containers ever used for pesticides or other household hazardous materials* *</li> <li>✗ No drinking glasses or ceramics</li> <li>✗ No Pyrex™ or other bakeware</li> <li>✗ No window glass or mirrors</li> </ul>
<b>EMPTY PAINT CANS AND EMPTY AEROSOL CANS</b>  	<p><b>EMPTY</b> paint and aerosol cans:</p> <ul style="list-style-type: none"> <li>✓ Household interior or exterior paint, stain or varnish</li> <li>✓ Aerosol air freshener, shaving cream, household cleaners, hair spray, etc.</li> </ul>	<p><b>***MUST BE EMPTY***</b></p> <ul style="list-style-type: none"> <li>• <b>Paint cans must not contain more than ¼" (6mm) of dried paint.</b></li> <li>• <u>Remove lids</u>; place in box separately.</li> <li>• Discard plastic lids from aerosol cans.</li> </ul>	<ul style="list-style-type: none"> <li>✗ No cans containing more than ¼" (6mm) of liquid paint**</li> <li>✗ No partially full aerosol cans**</li> <li>✗ No plastic paint cans</li> <li>✗ No propane cylinders**</li> </ul>
<b>PLASTIC BOTTLES, JARS, JUGS AND TUBS</b>   <p>Only those containers with one of these codes on the bottom:</p> 	<ul style="list-style-type: none"> <li>✓ Beverage bottles</li> <li>✓ Dish soap or laundry detergent bottles</li> <li>✓ Ketchup, peanut butter jars and bottles, etc.</li> <li>✓ Yogurt and margarine tubs</li> <li>✓ Bleach jugs or cleaning product bottles</li> <li>✓ Shampoo bottles</li> <li>✓ Clear plastic bakery, produce and egg containers <b>*NEW*</b></li> </ul>	<p>Look for one of the accepted codes:</p>  <ul style="list-style-type: none"> <li>• Empty and rinse.</li> <li>• <u>Discard lids and caps.</u></li> </ul>	<ul style="list-style-type: none"> <li>✗ <b>No plastics with codes 3 or 7</b></li> <li>✗ <b>No Plastic Bags: Place these in your small Paper Fibres Box.</b></li> <li>✗ No plastics that have contained pesticides or other household hazardous products.**</li> <li>✗ No food wrap (e.g. cling wrap, plastic meat wrap, etc.)</li> <li>✗ No plastic paint cans</li> <li>✗ No lawn edging, tarps or hoses</li> <li>✗ No plastic blister packs</li> <li>✗ No plastic toys</li> </ul>
<b>POLYSTYRENE CODE 6 AND STYROFOAM™</b>  	<ul style="list-style-type: none"> <li>✓ Foam food or meat trays</li> <li>✓ Foam containers</li> <li>✓ Foam cups</li> <li>✓ Foam packaging</li> </ul>	<ul style="list-style-type: none"> <li>• Look for code 6 on containers.</li> <li>• Empty and rinse.</li> <li>• Discard any paper liner or plastic covering.</li> </ul>	<ul style="list-style-type: none"> <li>✗ No plastic lids</li> <li>✗ No foam packing "peanuts"</li> </ul>





To order an additional box, call HGC Management at 1-888-729-1926.  
For more information about Recycle<sup>2</sup>, visit [www.haldimandcounty.on.ca](http://www.haldimandcounty.on.ca) or call:

Cayuga.....905-318-5932

Dunnville .....905-318-3272

Caledonia.....905-318-5367

Hagersville .....905-318-5732

## Haldimand's New Recycle<sup>2</sup> System Begins October 4, 2010.

# Frequently Asked Questions About Recycle<sup>2</sup>

### Why do I now have two boxes for setting out recyclables?

Haldimand County recently contracted with Niagara Region to process and market our recyclables. Niagara's larger material markets and state-of-the-art processing centre means we'll be able to operate our program more efficiently and accept **more materials**...contributing to our goal of reducing waste. By using separate boxes at home, you'll take the first essential step in preparing recyclables properly for collection by our new two-compartment recycling trucks and processing at Niagara's facility.

### Can I use my existing small recycling box, even if it is blue?

Yes! Please continue to use your existing small recycling box. Note: **only PAPER FIBRES and bagged PLASTIC BAGS** should be placed in your small recycling box. Use your new large box for containers.

#### Remember:

*When materials are not prepared as described or sorted correctly, they can cause problems at the recycling facility and materials may end up being rejected for recycling.*

### Has my collection day changed? What else do I need to know about setting out my two boxes?

Your recycling collection day is the same (no change).

Place both your boxes out for collection on your usual day, by 7:00 a.m.

The weight limit for each box is 18 kg (40lbs) for each box. Excess papers should be placed in a cardboard box. For excess containers, use an extra recycling box if you have one, or save for next week's collection.

Ensure boxes are not hidden behind a vehicle, snow bank, or other obstruction or under garbage bags.

### Aren't items such as frozen food boxes, coffee cups and gift wrap made of recyclable paper or cardboard?

Some items that appear to be recyclable are not.

For example, gift wrapping paper contains intense inks and chemicals that cannot be processed at paper mills. Paper coffee cups and frozen food boxes (e.g. for pizza, dinners, ice cream) are coated or waxed, making them non-recyclable.

For more details and other FAQs, visit [www.haldimandcounty.on.ca](http://www.haldimandcounty.on.ca)

Keep this guide handy for all your recycling information.

## ...Don't let anything get away!



FSC info  
to come